

# ***SAFETY IN CYBER SPACE***



## ***ACTIVITY BOOK***



# ***Introduction***

## ***What is Cyberspace?***

Cyberspace is the internet of things. We use the internet for almost every aspect of our lives: to talk to our friends and family, to watch tv shows, to play video games with friends from around the world, to attend classes, and so much more. Can you imagine what the world would be like today if the internet suddenly stopped working?

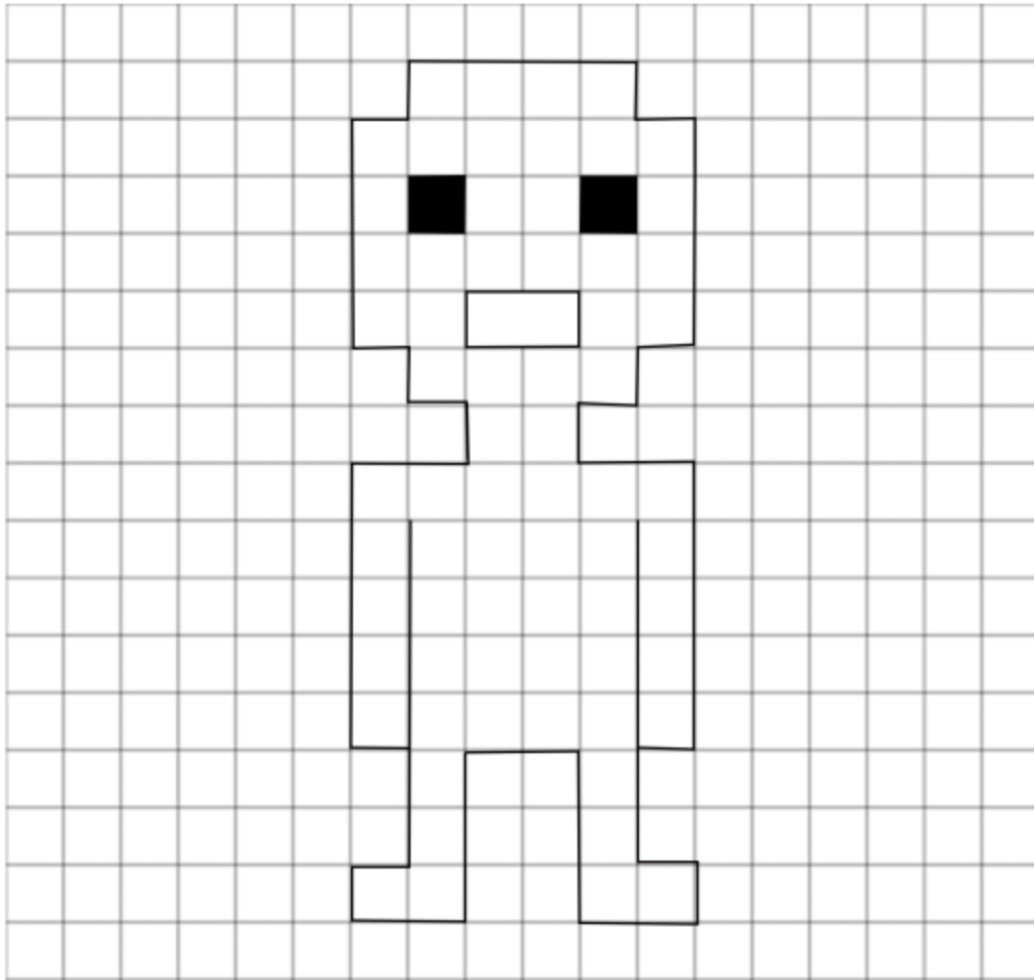
## ***Cyber Safety is Important.***

Although the internet has so many benefits, some people use the internet for bad things that can harm us digitally in all aspects of our lives. What can you do to be cyber safe?

Here are some tips for you to stay safe:


- Never talk to strangers. Don't communicate with strangers online and never agree to meet in person. Tell your parents or guardian if a stranger is trying to pressure you into meeting in person.
- Never share any personal information like your home address, cell phone number, or your birthday without getting your parents' or guardians' approval first.
- Always remember that all that glitters is not gold. Never click on emails where someone is saying that something is free, for example, an email stating that you have won money, games, devices, or any contest. It's a trick and someone is trying to get access to your computer to steal your personal information.

# Create your own avatar



Color the pixels to personalize your 8 bit character

Eg:



Name: \_\_\_\_\_

Age: \_\_\_\_\_

Grade: \_\_\_\_\_

# Let's learn some Cyber Safety terms

<b>Adware</b>	Program screen that is displayed as an advertisement, often installed without the user's permission.
<b>Cat-fishing</b>	Luring someone into a relationship, either through a chatroom or social media website using a fake identity.
<b>Clickbait</b>	Something (such as a headline) designed to make readers want to click on a hyperlink especially when the link leads to content of questionable value or interest.
<b>Cookies</b>	You can't eat these, BUT they keep track of your user preferences.
<b>Cyberbully</b>	A person who uses online platforms to hurt someone else with words or pictures.
<b>Cybersecurity</b>	Measures taken to protect a computer or computer system (as on the Internet) against unauthorized access or attack.
<b>Data</b>	Information that is stored on a device or computer.
<b>Download</b>	The act of transferring a file(s) from a website or another computer to yours.
<b>Firewall</b>	Computer hardware or software that prevents unwanted access to private data on a home or office computer by outside users on the internet.
<b>Hacker</b>	A person who illegally gains access to a computer system/ smartphone to tamper with any/all online data.
<b>Hardware</b>	The physical components of a computer system, such as the monitor, hard drive, keyboard, mouse, etc.



# Let's learn some Cyber Safety terms

- Identity Theft** A crime that involves someone obtaining personal information such as a credit card, social security number, or bank account number from someone else usually to steal money.
- Internet** A giant collection of computer networks that connects people to information from all over the world.
- Malware** Short for "malicious software". These are programs that damage computer, steal personal information, or expose a computer to further damage by hackers.
- Network** Multiple computers that are connected to each other.
- Phishing** An attempt to trick people into visiting malicious websites to steal their personal information.
- Privacy** Freedom from unauthorized collection and use of your personal information.
- Pop-up** A pop-up window on a computer screen that attempts to lead you to an unwanted website.
- Privacy settings** Allow a person to control what information is shared on the internet.
- Search Engine** Computer software used to search data (such as text or a database) for specified information.
- Social Media** Forms of electronic communication (such as websites for social networking) through which users create online communities to share information, ideas, personal messages, and other content such as videos and funny memes.
- Spam** Unwanted e-mail that is sent to large numbers of people and that consists mostly of advertisements.

# *Let's learn some Cyber Safety terms*

- Streaming** To view something online without downloading it to your computer or device. An example of streaming is listening to music on Youtube or watching your favorite shows on Netflix.
- Surfing** Browsing multiple websites on the internet.
- Troll** Someone who posts upsetting messages or images on social media for the sole purpose of gaining attention.
- Upload** Sending information from your computer to an online storage device, website, or social media platform.
- Virus** A program that is able to copy itself to cause harm to your computer or network.
- World Wide Web** A part of the internet that contains websites and webpages.

# Word Scramble

**SHPGINHI** \_\_\_\_\_

Hint:

Much like a worm on a hook to trick a fish – these mean email types are created to trick people into visiting malicious websites.

**LYLBBUCEYR** \_\_\_\_\_

Hint:

Person who hurts someone else online on purpose.

**SVIRU** \_\_\_\_\_

Hint: You don't want your computer or phone to catch this cold!  
It can delete files and steal your data.

**AHERCK** \_\_\_\_\_

Hint : Someone who accesses unauthorized computer data.

**DNWAOLOD** \_\_\_\_\_

Hint: Save a file from the internet to your computer.

**AHRREWDA** \_\_\_\_\_

Hint:

All the techy stuff in your home and in your hand. They are the physical components of a computer system, like the monitor, laptop, or disc drive.

## *Coloring Page*

# **NEVER GIVE OUT PERSONAL INFORMATION**




**Never give your name, address, phone number, school name, or even your parents' names without your parents' permission.**



# Phishing Maze

Avoid the “Phishing” traps and finish the maze!





# Coloring Page

**NEVER RESPOND TO MEAN OR RUDE MESSAGES!**



**Never respond to any mean or rude messages that make you feel bad, sad, or scared. Make sure you tell your mom, dad, or legal guardian right away so they can contact the proper authorities if necessary.**

# Word Search

H F C B R T N U O Z C A V Z  
R A N S O M W A R E J N G E  
F S W E T S E C U R I T Y E  
P O V B N D F L T D G H H R  
F D P A S S W O R D E R V N  
S V H I S H K U C H H E I U  
T U I X C H M D L S W A R H  
E V S E T A Z A Q D P T U N  
S S H E Q C F P L W F S S M  
D T I I P K B P Z W S P R E  
Y R N E P E O P L E A G N T  
H F G A R R T N W R T R H I  
F D O W N L O A D H S F E V  
G P Q R A E O I L V H U J I  
P H I Z X Q E R V H T Q W D

FIND THE FOLLOWING WORDS IN THE PUZZLE:

Ransomware	Password	Phishing	Download
Hacker	Malware	Security	Threats
People	Cloud	Virus	Bot


# Fill in the blanks

CYBERBULLY      VIRUSES  
ADDRESS      PASSWORD      PHISHING

- 1 You should never share personal information online, such as your phone number, \_\_\_\_\_, or school.
- 2 A \_\_\_\_\_ is a top-secret code that you should never write down or share with a friend.
- 3 A \_\_\_\_\_ is someone who is mean or disrespectful to other people online.
- 4 Emails or texts that have spelling or grammar errors and try to get you to act quickly without thinking may be known as \_\_\_\_\_.
- 5 You should always ask before downloading anything online, since free software can contain computer \_\_\_\_\_.

# *Coloring Page*

## **NEVER AGREE TO MEET!**



**Never agree to meet with someone you "met" online without checking with your parents or guardian first. If your parents give you permission, make sure they come along with you.**



# Word Search

Y T I R U C E S R E B Y C T  
H O R R U H A C K I N G I S  
R B R U T E F O R C E C A S  
R S C I P H E R T E X T I I  
E R T R T R R W O R M W R C  
S A C F R Y U C T E O R C F  
S N E L L A W E R I F D Y B  
R S R W C I C S O E B R R U  
E O L Y C R I E I A U O C T  
L M B U O O S C R C W W E F  
X W E C Y I W V M P H S Y A  
G A E P R N N I F Y E S I D  
P R R S U R I V I T N A O N  
I E X P N A H S B U R P W H

**FIND THE FOLLOWING WORDS IN THE PUZZLE:**

Cyber security	Ransomware	Ciphertext
Antivirus	Password	Firewall
Bruteforce	Worm	Hacking



# Matching

Draw a line from the cybersecurity term to its definition

Software

An attempt to trick you into clicking on a link that will take you to a harmful website, by pretending to be something it's not.

Digital Footprint

Programs that run on your computer.


Cookies

A small text file that gets placed on your device every time you visit a web page.













Phishing

The trail of information you leave behind every time you use the internet.

*Coloring Page*  
**NEVER  
SEND PICTURES!**



# Do's & Dont's

-  Create strong passwords
-  Check information before clicking on it
-  Tell your parents if anyone is bullying you
-  Talk to your parents before posting or sharing photos
-  Check emails to ensure they are from a valid address
-  Lock your computer or phone after use
-  Share passwords with anyone but your parents
-  Send pictures or personal information to strangers
-  Add people you don't know on social media
-  Open emails from people you don't know
-  Click on strange links
-  Be mean or bully people online

# Cyber Pledge

Check the box next to each pledge and commit to online safety today!

**I will use strong passwords.**

I never share my passwords with anyone other than my parents, not even my best friends.

**I will think before I share.**

I will not share personal information online, such as where I live or what school I attend. I will never agree to meet up in person with someone I met online.

**I know how to spot a fake.**

I understand that people online are not always who they say they are. If an email pop-up seems suspicious, I will not click on it and will let an adult know right away.

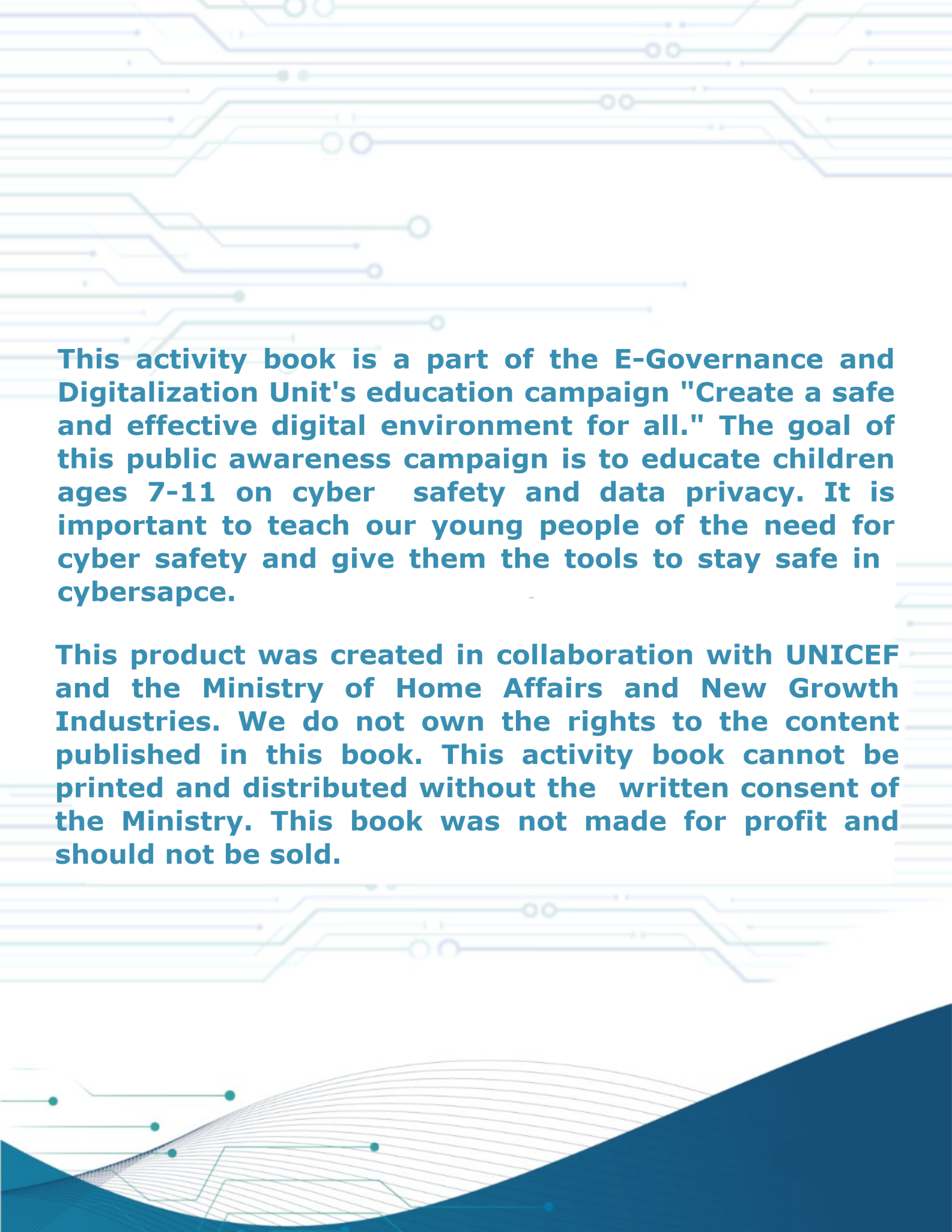
**I will not be a cyber bully.**

I will treat others online as I would like to be treated; before posting anything online, I will ask myself, "is this something I would be proud to say in real life?"

**I will ask for help when I need it.**

When I see something online that makes me feel uncomfortable, I will talk to an adult I trust. I will tell an adult about the bullying that happens online.





**This activity book is a part of the E-Governance and Digitalization Unit's education campaign "Create a safe and effective digital environment for all." The goal of this public awareness campaign is to educate children ages 7-11 on cyber safety and data privacy. It is important to teach our young people of the need for cyber safety and give them the tools to stay safe in cybersapce.**

**This product was created in collaboration with UNICEF and the Ministry of Home Affairs and New Growth Industries. We do not own the rights to the content published in this book. This activity book cannot be printed and distributed without the written consent of the Ministry. This book was not made for profit and should not be sold.**